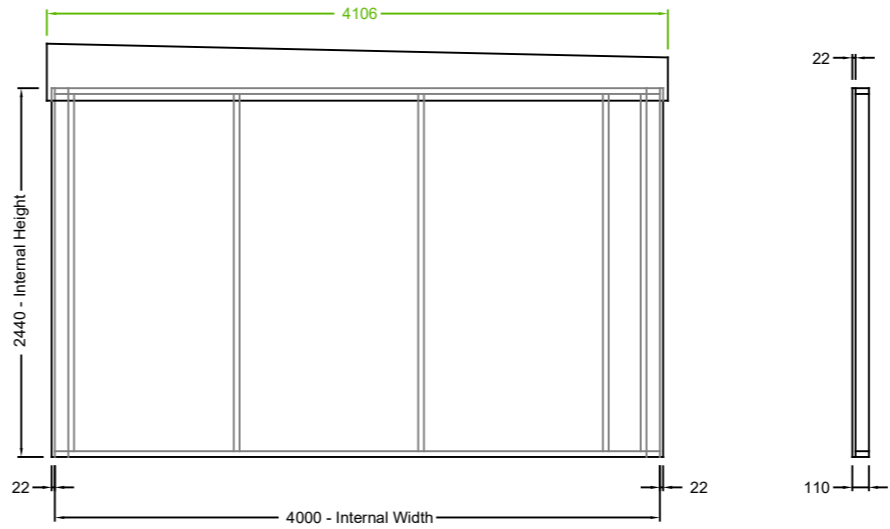
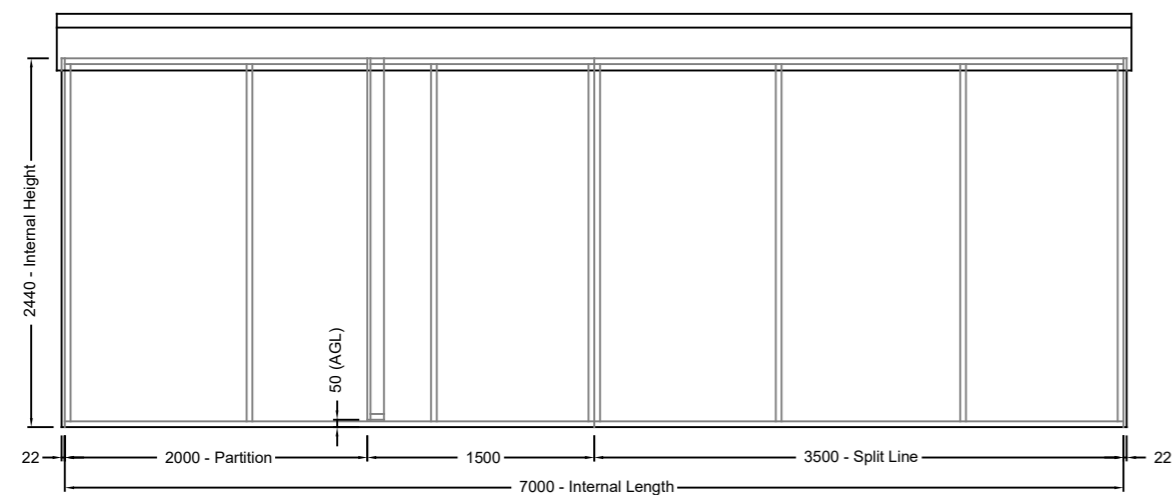


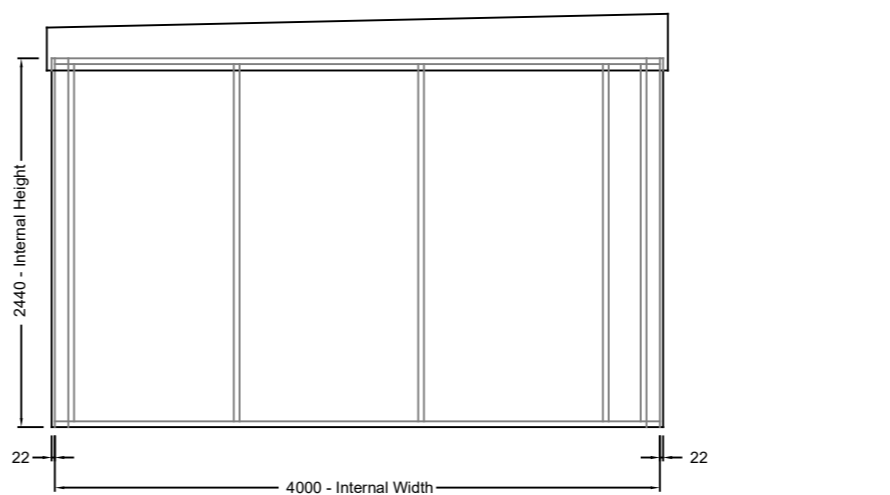
FRONT ELEVATION



RH SIDE ELEVATION



REAR ELEVATION



LH SIDE ELEVATION

Unit Information for Transportation	
External Length	7106mm
External Width	4106mm
External Height	2733mm
Approx Weight	-

Construction: Standard - One Piece
 Dimensions: 7000 x 4000 x 2440mm (Internal)
 Finish: Walls - Brick Effect - Standard Red
 Roof & Doors - Textured - RAL 7021 (Dark Grey)
 Doors: 2 x Double Doors - 1220 x 2150mm
 1 x Single Door - 1000 x 2000mm
 Door Lock: 3 Way Locking c/w Padlockable L Handle
 Vents: None
 Roof Type: Fixed Roof - Mono Pitch
 Extras: Internal Partition (50mm AGL)

Rev	Description	Drawn	Date
3	Colours updated	MT	11.02.22

Kingsley Plastics Limited
 The Airfield, Winkleigh, Devon. EX19 8DW
 T: 01837 83154 www.kingsleyplastics.co.uk

Customer:
Matrix Power

Project Name:
Teessworks, Truck Road, Redcar

Drawing Title:
**GRP Heavy Duty Kiosks
 General Arrangement**

SO No: **SO-18314** WO No:

Type: **Overview** Scale: **1:50 (A3)**

Sheet: **1 of 2** Status: **For Information**